

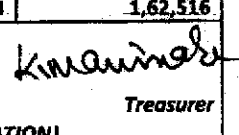


Tamilnadu Petroleum Dealers Association Total Income Statement			
			(Rupees)
For the year Ended 31st March,			2022
Status	: Association/Trust		Asst Year : 2022-2023
Bank	: Indian Bank, Chennai, A/c.No.432436875		Year ended : 31.03.2022
DOI	: 01.04.1980		PAN : AAATT0855A
<b>Business Income</b>			
	Vide statement		10,51,588
	<u>Add : Disallowances</u>		
	Income tax		
	TDS written off		
		<b>Net Income</b>	<b>10,51,588</b>
	Tax on income returned		3,15,476
	Add: Education Cess @ 4%		13,040
			3,28,516
	Less: TDS on Interest Received from Bank	1,62,516	1,62,516
			<b>1,66,000</b>
	<b>Tax Payable-----&gt;</b>		
	Add: Interest u/s 234B	6,640	
	Add: Interest u/s 234C	8,860	
			15,500
	<b>Balance Tax Payable-----&gt;</b>		<b>1,81,500</b>
<b>Note to Financial Statements:</b>			
1. The Association Follows Accrual System of Accounting as regards Income and Expenditure which is explained as under:			
(i) As Regards Income, revenues are recognised as and when received during the year; Also Income which becomes due and receivable are also accounted provided there is absolute certainty about receiving the income.			
(ii) Expenditure is accounted as and when they are paid (or) becomes payable.			
2. Yearly Affiliation Fees received from various associations are Credited to Affiliation Fund Account and the same is claimed to be exempt on the concept of mutuality.			
3. The One-time Life Membership Fees received from members are credited to Seperate Fund in the balance sheet as the same is a one-time capital receipt received from members.			
4. The Welfare Fund received is credited to Welfare Fund Account and the same is claimed to be exempt on the concept of Mutuality			
5. The Patron Fees received from members being capital receipt is credited to Seperate Fund in the balance sheet.			
6. The Covid Relief fund and CM Relief fund collected from members being capital receipt is credited to Seperate Fund in the balance sheet.			
7. The Legal Fund received from members for the purpose of protecting the interest/ legal rights of all the members. The same is claimed to be exempt on the concept of mutuality.			
8. The Interest Income on Fixed deposit is accounted as per the Interest and TDS as declared by banks in Form 26AS of the Income tax portal.			
<b>Bank Details:</b>			
<b>Name of the Bank</b>	<b>Account Number</b>	<b>IFSC Code</b>	
Indian Bank	432436875	IDIB000H003	
Karur Vysya Bank	1124135000002814	KVBL0001124	
Karur Vysya Bank	1124155000307498	KVBL0001124	
State bank of India	39517499141	SBIN0000829	
<b>TDS Receivable Details</b>			
<b>Name of the Bank</b>	<b>TAN Number</b>	<b>Gross</b>	<b>TDS</b>
Indian Bank	CHEI02612B	4,06,139	40,615
Karur Vysya Bank	CHET03205G	6,89,841	68,988
State Bank Of India	MUMS86170A	5,29,124	52,913
<b>TOTAL</b>		<b>16,25,104</b>	<b>1,62,516</b>
No.8, Rajaji Salai, Chennai, Tamilnadu - 600001.			
 <b>President</b>		 <b>Secretary</b>	
 <b>Treasurer</b>			
<b>(TAMILNADU PETROLEUM DEALERS ASSOCIATION)</b>			

For the year Ended 31st March,

**INCOME**

Bank Interest Receipt	1,21,401
Fixed Deposit Interest	18,14,902
Other Income	5,554
<b>TOTAL INCOME - (I)</b>	<b>19,41,857</b>

**EXPENDITURE****Administrative & General Expenses**

Diesel Exp	31,374
Traveling Expenses-Train	8,496
Traveling Exp-Flight	60,633
Travelling & Conveyance Expenses	37,854
Travelling Expenses	680
Accounting Charges	50,000
Audit Fees	64,900
Bank Charges	524
Consulting Fee	29,500
Courier & Postal Exp	11,737
Driver Batta	7,000
General Expenses	12,380
Printing & Stationery	8,173
Stamp Exp	200
TDS PAID	15,180
Tollgate Exp	1,596
	<b>3,40,227</b>

**Meeting Expenses**

Meeting Exp	3,255
Meeting Exp-Kodaikanal EC Meeting	5,14,108
Zoom Meeting Expenses	20,258
	<b>5,37,621</b>

8,250

4,171

Repairs &amp; Maintenance

Depreciation

**8,90,269****TOTAL EXPENDITURE (II)****Excess of Income over expenditure (I - II)****10,51,588**K.P. Murali  
President

Secretary

Treasurer

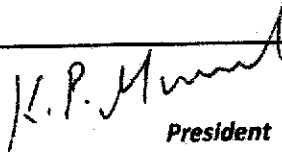

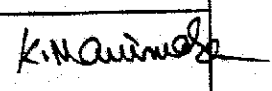
(TAMILNADU PETROLEUM DEALERS ASSOCIATION)

G. Natesan



# TAMILNADU PETROLEUM DEALERS ASSOCIATION



## Balance Sheet

As at 31st March,	Schedule	(Rupees) 2022
<b>FUNDS EMPLOYED</b>		
General Fund	1	4,73,994
Life Membership Fees	2	52,65,000
Welfare Fund	3	84,11,175
Patron Fees Fund	4	2,75,000
Affiliation Fund	5	19,56,545
Legal Fund	6	1,59,21,733
CM Relief fund	7	11,45,000
Covid Relief Fund	8	16,22,024
		<b>3,50,70,471</b>
<b>REPRESENTED BY</b>		
Fixed Assets	9	6,538
Deposits With Bank	10	3,19,60,129
<b>Current Assets</b>		
Cash with Bank	11	31,88,507
Cash on hand		16,464
Loans and advances	12	3,23,141
		35,28,112
<b>Less: Current Liabilities and Provisions</b>		
Provisions	13	50,500
Sundry Creditors	14	3,73,808
		4,24,308
		31,03,804
		<b>3,50,70,471</b>
<div style="display: flex; justify-content: space-between; align-items: flex-end;"> <div style="text-align: center;">   <b>K.P. Murali</b>  President </div> <div style="text-align: center;">   <b>K. Manimol</b>  Secretary </div> <div style="text-align: center;">   <b>K. Manimol</b>  Treasurer </div> </div> <p style="text-align: center;">(TAMILNADU PETROLEUM DEALERS ASSOCIATION)</p>		




G. Natesan



TAMILNADU PETROLEUM DEALERS ASSOCIATION	
Schedules Forming Part of Balance Sheet	
As at 31st March	2022
<b>SCHEDULE 1 - GENERAL FUND</b>	
Opening Balance	
Less: Excess of Income over expenditure	(5,77,594)
	10,51,588
	4,73,994
<b>SCHEDULE 2 - LIFE MEMBERSHIP FEES</b>	
Opening Balance	
Add: Current Year Collection	51,95,000
	70,000
	52,65,000
<b>SCHEDULE 3 - WELFARE FUND</b>	
Opening Balance	
Add: Current Year Collection	84,11,175
	84,11,175
<b>SCHEDULE 4 - PATRON FEES</b>	
Opening Balance	
Add: Current Year Collection	2,75,000
	2,75,000
<b>SCHEDULE 5 - AFFILIATION FUND</b>	
Opening Balance	
Add: Current Year Collection	15,79,045
	3,77,500
	19,56,545
<b>SCHEDULE 6 - LEGAL FUND</b>	
Opening Balance	
Add: Current Year Collection	1,73,96,233
Less: Legal Expenses & Payment to Advocates	3,40,500
	18,15,000
	1,59,21,733
<b>SCHEDULE 7 - CM RELIEF FUND</b>	
Opening Balance	
Add: Current Year Collection	50,00,000
Less: Current year payments	11,45,000
	50,00,000
	11,45,000
<b>SCHEDULE 8 - COVID-RELIEF FUND</b>	
Opening Balance	
Add: Current Year Collection	16,22,024
	16,22,024
<b>SCHEDULE 10 - DEPOSITS WITH BANK</b>	
Fd with Indian Bank-6901945027	
Fd with Indian Bank-6902352773	54,20,988
Fd with Sbi No: 0000003951763447	27,10,148
KVB FD: 1124401000035721	1,08,07,673
KVB FD: 1124501000079370	5,07,967
KVB FD: 1124501000087174	1,01,96,479
KVB FD No: 1124501000087170	2,22,211
	20,94,663
	3,19,60,129
<b>SCHEDULE 11 - CASH WITH BANK</b>	
Indian Bank - 432436875	
Karur Vysya Bank - 1124155000307498 (SB)	52,962
Karur Vysya Bank - 1124135000002814	27,28,012
State Bank of India - 39517499141	3,02,440
	5,093
	30,88,587
<b>SCHEDULE 12 - LOANS AND ADVANCES</b>	
AGM Meeting-Hall Rent Advance	
TDS on FD Interest 2020-21	50,000
TDS on FD Interest 2022	1,05,125
TDS Recoverable	1,62,516
	5,500
	3,23,141
<b>SCHEDULE 13 - PROVISIONS</b>	
TDS on Professional Payments	
TDS on Others	50,500
	50,500
<b>SCHEDULE 14 - SUNDRY CREDITORS</b>	
Hotel Kodai International	
	3,73,808
	3,73,808

President Secretary Treasurer  
 (TAMILNADU PETROLEUM DEALERS ASSOCIATION)

TAMILNADU PETROLEUM DEALERS ASSOCIATION					
As at 31st March,					2022
Schedule - 9 - FIXED ASSETS:					
PARTICULARS	Opening W.D.V	Additions	Depn Rate	Depreciation	Closing W.D.V
Epson Printer	103	-	15%	15.39	87.21
Fax Machine	330	-	15%	49.53	280.66
Furniture & Fittings	16	-	10%	1.62	14.58
Laptop	10,260	-	40%	4,104.00	6,156.00
	10,709	-	-	4,171	6,538
(TAMILNADU PETROLEUM DEALERS ASSOCIATION)					
<div style="display: flex; justify-content: space-around; align-items: center;"> <div style="text-align: center;">   President </div> <div style="text-align: center;">   Secretary </div> <div style="text-align: center;">   Treasurer </div> </div>					