

**Tamilnadu Petroleum Dealers Association  
Total Income Statement**

(Rupees)

For the year Ended 31st March,

2024

Status	: Association/Trust	Asst Year : 2024-2025
Bank	: Indian Bank, Chennai, A/c.No.43243687	Year ended : 31.03.2024
DOI	: 01.04.1980	PAN : AAATT0855A

**Income from Other sources**

Adjusted Income/ (loss) from AGM meeting offered under the head Income from Other Sources	2,28,516	
Bank Interest Receipts	1,74,616	
Income tax refund	356	
Fixed Deposit Interests	20,26,275	24,29,763
	<b>Net Income</b>	<b>24,29,763</b>
Tax on income returned		4,28,929
Add: Education Cess @ 4%		17,157
		4,46,086
Less: TDS Receivable		2,30,681
<b>Tax Payable-----&gt;</b>		<b>2,15,405</b>
Add: Interest u/s 234B	8,616	
Add: Interest u/s 234C	10,978	19,594
<b>Balance Tax Payable-----&gt;</b>		<b>2,35,000</b>

**Note to Financial Statements:**

1. The Association Follows Accrual System of Accounting as regards Income and Expenditure which is explained as under:
  - (i) As Regards Income, revenues are recognised as and when received during the year; Also Income which becomes due and receivable are also accounted provided there is absolute certainty about receiving the income.
  - (ii) Expenditure is accounted as and when they are paid (or) becomes payable.
2. Yearly Affiliation Fees received from various associations are Credited to Affiliation Fund Account and the same is claimed to be exempt on the concept of mutuality.
3. The One-time Life Membership Fees received from members are credited to Seperate Fund in the balance sheet as the same is a one-time capital receipt received from members.
4. The Welfare Fund received is credited to Welfare Fund Account and the same is claimed to be exempt on the concept of Mutuality.
5. The Patron Fees received from members being capital receipt is credited to Seperate Fund in the balance sheet.
6. The Legal Fund received from members for the purpose of protecting the interest/ legal rights of all the members. The same is claimed to be exempt on the concept of mutuality.
7. The Interest Income on Fixed deposit is accounted as per the Interest and TDS as declared by banks in Form 26AS of the Income tax portal.

		
President	Secretary	Treasurer
(TAMILNADU PETROLEUM DEALERS ASSOCIATION)		

**Tamilnadu Petroleum Dealers Association**  
**Total Income Statement**

**Bank Details:**


Name of the Bank	Account Number	IFSC Code
Indian Bank	432436875	IDIB000H003
Karur Vysya Bank	1124135000002814	KVBL0001124
Karur Vysya Bank	1124155000307498	KVBL0001124
State bank of India	39517499141	SBIN0000829

**TDS Receivable Details**

Party name	TAN Number	Gross	TDS
The Karur Vysya Bank Limited	CHET03205G	13,74,044	1,37,408
State Bank Of India	MUMS86170A	6,52,231	65,225
The Karur Vysya Bank Limited	CHET11188C	2,50,000	5,000
Prabal Motors Private Limited	CMBP08026E	42,373	848
Avani Engineering Works	JBPA04024G	60,000	1,200
Tvs Mobility Private Limited	MRIT03863G	1,00,000	2,000
State Bank Of India	MUMS86153E	2,00,000	4,000
Wadcorp India Private Limited	MUMW02092G	7,50,000	15,000
<b>TOTAL</b>		<b>34,28,648</b>	<b>2,30,681</b>

  
**President**

  
**Secretary**

  
**Treasurer**

**(TAMILNADU PETROLEUM DEALERS ASSOCIATION)**

**Tamilnadu Petroleum Dealers Association  
Total Income Statement**

For the year Ended 31st March, (Rupees)  
2024

Status : Association/Trust Asst Year : 2024-2025  
Bank : Indian Bank, Chen Year ended : 31.03.2024  
DOI : 01.04.1980 PAN : AAATT0855A

**MEMO OF ADJUSTMENT - FOR THE PURPOSE OF DETERMINING THE AGM MEETING INCOME TO BE OFFERED UNDER THE HEAD  
OTHER SOURCES**

Particulars	Amount	Particulars	Amount
<i>To Income considered separately under other sources:</i>		By Net Income/ (Loss)	8,27,938
Bank Interest Receipts	1,74,616		
Income tax refund	356	By Expenses not considered as deduction:	
Fixed Deposit Interests	20,26,275	- Administrative Expenses	12,25,389
		- General Meeting Expenses	3,29,489
<b>.. Adjusted Income/ (loss) from AGM meeting offered under the head Income from Other Sources</b>	<b>2,28,516</b>	- Zoom Meeting Expenses	46,947
	<b>24,29,763</b>		<b>24,29,763</b>

  
President

  
Secretary

  
Treasurer

(TAMILNADU PETROLEUM DEALERS ASSOCIATION)

## TAMILNADU PETROLEUM DEALERS ASSOCIATION

## Income &amp; Expenditure Account

(Rupees)

2024

For the year Ended 31st March,

**INCOME**

Bank Interest Receipts	1,74,616
Income tax refund	356
Fixed Deposit Interests	20,26,275
AGM meeting, Sponsorship and collections	47,23,700
<b>TOTAL INCOME - ( I )</b>	<b>69,24,947</b>

**EXPENDITURE****Administrative Expenses**

Advertisement Expenses	5,880
Audit Fees	66,300
Bank Charges	2,685
Repairs and maintenance	21,780
Depreciation	17,587
Driver Batta	75,430
Food and Meals	56,327
Freight Charges	220
Interest Paid	290
Postal Expenses	36,171
Printing & stationery	2,06,544
Round Off	6
Software Exps	32,686
Travelling & Convenience Expenses	7,03,482
	<b>12,25,389</b>

**Meeting Expenses**

AGM Meeting Expenses	44,95,184
Meeting Expenses-General	3,29,489
Zoom Meeting Expenses	46,947
	<b>48,71,620</b>

**TOTAL EXPENDITURE ( II )****60,97,009****Excess of Income over expenditure ( I - II )****8,27,938**

K.P. Murali

President

S. S. S. S.

Secretary




K. Manimale




Treasurer

(TAMILNADU PETROLEUM DEALERS

## TAMILNADU PETROLEUM DEALERS ASSOCIATION

## Balance Sheet

As at 31st March,	Schedule	(Rupees) 2024	
<b>FUNDS EMPLOYED</b>			
General Fund	1		15,33,545
Life Membership Fees	2		78,50,000
Welfare Fund	3		79,28,282
Patron Fees Fund	4		2,75,000
Affiliation Fund	5		27,45,295
Legal Fund	6		1,60,57,625
			<u>3,63,89,747</u>
<b>REPRESENTED BY</b>			
Fixed Assets	7		35,991
Deposits With Bank	8		3,17,26,582
<b>Current Assets</b>			
Cash with Bank	9	43,36,040	
Cash on hand		17,252	
Loans and advances	10	<u>3,53,869</u>	
		47,07,162	
<b>Less: Current Liabilities and Provisions</b>			
Provisions	11	<u>79,988</u>	
		79,988	46,27,174
			<u>3,63,89,747</u>
<div><div> K.P. Murugesan President</div><div> Secretary</div><div> K. Marimuthu Treasurer</div></div> <div>(TAMILNADU PETROLEUM DEALERS ASSOCIATION)</div>			

TAMILNADU PETROLEUM DEALERS ASSOCIATION	
Schedules Forming Part of Balance Sheet	
As at 31st March	2024
<b><u>SCHEDULE 1 - GENERAL FUND</u></b>	
Opening Balance	7,44,971
Less: Excess Accrued Interest written off	(32,096)
Less: TDS receivable written off	(7,268)
Add: Excess of income over expenditure	8,27,938
	<b>15,33,545</b>
<b><u>SCHEDULE 2 - LIFE MEMBERSHIP FEES</u></b>	
Opening Balance	57,60,000
Add: Current Year Collection	20,90,000
	<b>78,50,000</b>
<b><u>SCHEDULE 3- WELFARE FUND</u></b>	
Opening Balance	92,56,003
Add: Current year collection of Nomination fee	5,000
Add: Current year collection towards relief work	71,000
Less: Fund utilized for CSR scheme	(2,49,000)
Less: Fund utilized for Ranchi training	(9,53,871)
Less: Fund utilized for Relief work	(2,00,850)
	<b>79,28,282</b>
<b><u>SCHEDULE 4 - PATRON FEES</u></b>	
Opening Balance	2,75,000
Add: Current year collection	-
Less: Current Year Utilisation	-
	<b>2,75,000</b>
<b><u>SCHEDULE 5 - AFFILIATION FUND</u></b>	
Opening Balance	21,77,795
Add: Current Year Collection	5,67,500
	<b>27,45,295</b>
<b><u>SCHEDULE 6 - LEGAL FUND</u></b>	
Opening Balance	1,64,56,035
Add: Current Year Collection	5,23,755
Less: Travelling expenses incurred for Legal work	(1,72,165)
Less: Legal Expenses & Payment to Advocates	(7,50,000)
	<b>1,60,57,625</b>
<b><u>SCHEDULE 8 - DEPOSITS WITH BANK</u></b>	
Accrued Interest: SBI FD No: 041228683801	41,951
FD With KVB: 1124583000000775	1,09,03,742
FD with SBI 041228683801	75,00,000
FD Interest Receivable	21,170
FD KVB NO.1124583000003902/1	1,30,11,956
KVB FD No.1124501000079372/21	2,47,763
	<b>3,17,26,582</b>
<b><u>SCHEDULE 9 - CASH WITH BANK</u></b>	
Indian Bank - 432436875	52,962
Karur Vysya Bank - 1124135000002814	2,52,270
Karur Vysya Bank - 1124155000307498	38,92,702
State Bank of India - 39517499141	1,38,107
	<b>43,36,040</b>
<b><u>SCHEDULE 10 - LOANS AND ADVANCES</u></b>	
TDS on Interest FY 2023-24	2,02,633
TDS on Sponserhip FY 2023-24	28,048
TDS Recoverable	1,23,188
	<b>3,53,869</b>
<b><u>SCHEDULE 11 - PROVISION</u></b>	
TDS Payable	79,988
	<b>79,988</b>
<div style="display: flex; justify-content: space-around; align-items: flex-end;"> <div style="text-align: center;">   President </div> <div style="text-align: center;">   Secretary </div> <div style="text-align: center;">   Treasurer </div> </div> (TAMILNADU PETROLEUM DEALERS ASSOCIATION)	


**TAMILNADU PETROLEUM DEALERS ASSOCIATION**

As at 31st March,

**2024**

**Schedule - 7 - FIXED ASSETS:**

<b>PARTICULARS</b>	<b>Opening W.D.V</b>	<b>Additions</b>	<b>Depn Rate</b>	<b>Depreciation</b>	<b>Closing W.D.V</b>
Epson Printer	74	15,050	15%	2,268.60	12,855.40
Fax Machine	238	-	15%	35.70	202.30
Furniture & Fittings	13	-	10%	1.30	11.70
Laptop	3,693	-	40%	1,477.20	2,215.80
Computer	-	34,510	40%	13,804	20,706.00
	<b>4,018</b>	<b>49,560</b>		<b>17,587</b>	<b>35,991</b>

  
President

  
Secretary

  
Treasurer

TDS further payable - FY 2023-24			
SI No	Party name	Gross Amount	TDS
1	Greatway tours	3,40,000	6,800
2	PAO IILM ranchi trainin fees	5,00,000	50,000
3	Nirmal mess service	85,000	1,700
4	Lakshmi Narayana Meenashi Sundram	3,60,000	7,200
5	Aafrin Biryani	2,50,000	5,000
6	Bismilla Biryani	1,09,200	2,184
7	Hello Events	1,92,111	3,842
8	LUCKY STAR CATERING SERVICE	32,000	640
9	HOTEL PALMGROVE	1,31,080	2,622
		<b>19,99,391</b>	<b>79,988</b>